







## • Field Coils

<b>FS Series</b> transverse field coils for measuring the magnetic field strength or flux density (induction)	<b>FS 100/1</b> 	<b>FS 100/2</b> 	<b>FS 1000</b> 
Area turns	100 cm <sup>2</sup>	100 cm <sup>2</sup>	1000 cm <sup>2</sup>
Resistance	110 Ω	220 Ω	1330 Ω
Outer diameter of winding	8 mm	6 mm	12 mm
Dimensions of coil former (without handle)			
Length, min.	80 mm	60 mm	80 mm
Width, max.	16 mm	8 mm	16 mm
Thickness, max.	1 mm	2 mm	2 mm

<b>FS Series</b> axial field coil	<b>FS 100A-8220</b> 
Area turns	100 cm <sup>2</sup>
Resistance	100 Ω
Length, min.	200 mm
Diameter, nom.	8.2 mm

<b>PKS Point Coil</b> with exceptionally small dimensions	<b>PKS 3</b> 
Area turns	3.5 cm <sup>2</sup>
Resistance	25 Ω
Outer diameter of winding	2.7 mm
Dimensions of coil former (without handle)	
Length	38 mm
Width	5 mm
Thickness	0.5 mm

<b>DFS Thin Film Coil</b> for measuring in narrow air gaps	<b>DFS</b> 
Area turns	6.3 cm <sup>2</sup>
Resistance	8 Ω
Winding	
Length	10 mm
Width	5 mm
Dimensions of coil former	
Length	100 mm
Width	6 mm
Thickness	0.3 mm

## • Potential Coils

PS Series for measuring the magnetic potential (magnetic tension)	PS 2204	PS 3515	PS 250
Measuring constant	3500 kA/Vs	1200 kA/Vs	3300 kA/Vs
Resistance	800 $\Omega$	7300 $\Omega$	950 $\Omega$
Dimensions (without handle)			
Free length	40 mm	150 mm	240 mm
Length of winding	40 mm	150 mm	250 mm
Diameter	2.2 mm	3.5 mm	3.3 mm

## • Saturation Coils

JS Series for measuring the magnetic dipole moment or the magnetic saturation polarization of soft magnetic components	JS 13	JS 20	JS 30
Measuring constant	0.001 cm	0.0036 cm	0.0042 cm
Resistance	2200 $\Omega$	850 $\Omega$	850 $\Omega$
Flux density	170 mT	150 mT	115 mT
Free diameter	13 mm	20 mm	30 mm
Max. specimen length for 1 % accuracy	17 mm	17 mm	25 mm

### • Ordering


All coils are available with connector plugs with data memories. These allow coil data to be transferred to EF 5, EF 6, EF 7 and EF 14 electronic fluxmeters so that they are automatically configured. Alternatively, the coils are available with bunch plugs. Please specify the connector type when ordering.

The numerical values given are the nominal values. The exact values of the winding areas, constants and resistances are determined for each coil by a calibration.

A calibration certificate containing measured values and uncertainties of measurement is included with the coil. It is an ISO/IEC 17025 accredited calibration for the field coils and a proprietary one for the PS and JS series coils.



Plug for EF 5, EF 6, EF 7  
and EF 14



Banana plugs (examples)